




Emerald Kaia

2026	393 ft. (120 m.)	128	64	92	6
Entering Service	Length	Guests	Suites/Staterooms	Crew Members	Guest Decks

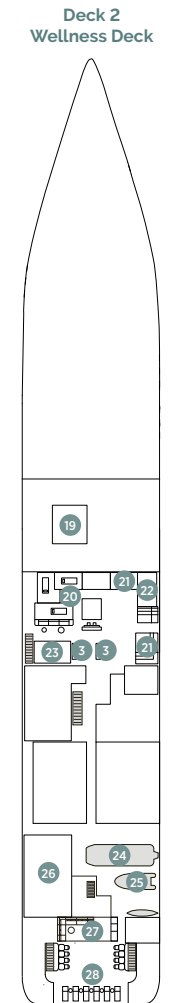
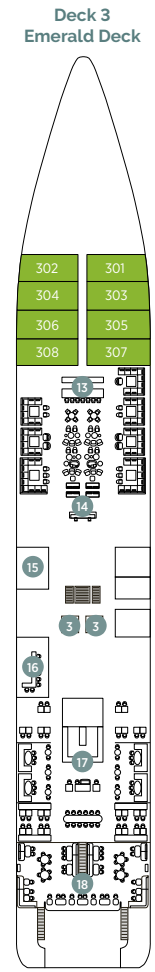
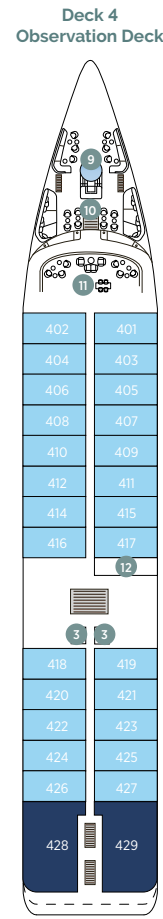
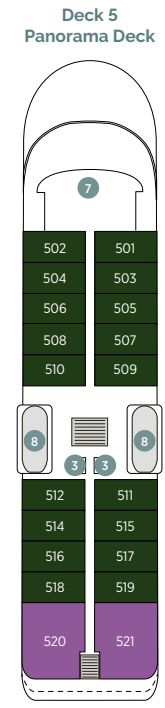
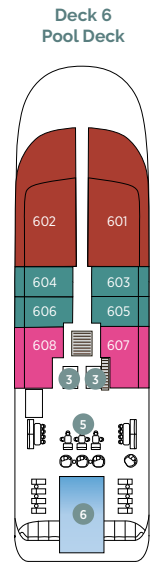

EMERALD CRUISES

EMERALD KAIJA FACT SHEET

DECK 7 SKY DECK
 DECK 6 POOL DECK
 DECK 5 PANORAMA DECK
 DECK 4 OBSERVATION DECK
 DECK 3 EMERALD DECK
 DECK 2 WELLNESS DECK



- 1 Spa Pool
- 2 Sky Bar
- 3 Elevators
- 4 Sky Deck Cabanas
- 5 Aqua Café
- 6 Aqua Pool
- 7 Navigation Bridge
- 8 Life Boats
- 9 Spa Pool
- 10 Observation Sun Deck
- 11 Observation Lounge
- 12 Self-Service Laundry
- 13 Amici Bar & Lounge
- 14 Reception
- 15 Boutique
- 16 Night Market Grill
- 17 La Cucina Dining
- 18 La Cucina Terrace
- 19 Medical Center
- 20 Elements Spa
- 21 Sauna
- 22 Infrared Sauna
- 23 Hairdresser
- 24 Tender Boat
- 25 Zodiac
- 26 Gym
- 27 Marina Lounge
- 28 Marina Deck



Suite Categories

Pool Deck – 6		Size
SA	Owner's Suite	1,407 sq. ft. (130.8 sq. m.)
S	Deluxe Balcony Suite	476 sq. ft. (44.3 sq. m.)
AB	Balcony Suite	340 sq. ft. (31.6 sq. m.)
Panorama Deck – 5		Size
T	Terrace Suite	830 sq. ft. (77.2 sq. m.)
A	Balcony Suite	340 sq. ft. (31.6 sq. m.)
Observation Deck – 4		Size
Y	Yacht Suite	879 sq. ft. (81.7 sq. m.)
B	Balcony Suite	340 sq. ft. (31.6 sq. m.)
Emerald Deck – 3		Size
D	Oceanview Stateroom	221 - 249 sq. ft. (20.6 - 23.2 sq. m.)

Suites 408 & 410, 407 & 409, 412 & 414, 411 & 415 can be booked to create connecting suites.

Important Information: Deck plans are an indication only and are subject to variation. Cabin sizes include terrace areas.